

for visionary and friend Alex Shapiro  
**A LITTLE MATRIX MUSIC**  
an acoustic and digital composing toolkit  
(Concert B $\flat$  Edition)

Brian Balmages (ASCAP)

Foundation


Your teacher will supply you with a pre-recorded electronic drone or you may create your own electronic drone.

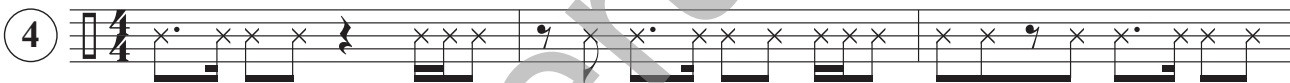
① 

Rhythmic Cells (Atmospheric Pulse)

Choose a rhythmic cell. Play as written, change the order of measures, or even repeat certain elements within each cell. Use any sounds you like (household "found sounds" or electronic). Be creative!

② 

③ 

④ 

⑤ 

Motifs (short musical phrases)

Play a motif as written, change the order of measures, or even repeat certain phrases within each motif.

⑥ 

⑦ 

⑧ 

⑨ 



Counter melodies

15 

16 



17 



18 



Elements to add color, dissonance, and intensity


19 

20 


21 

Composition and Improvisation – add your own voice!
---

**RHYTHMIC CELL:** Create your own rhythmic cell (it can be one measure or up to four measures).  
If you prefer, you may improvise a rhythmic cell instead.




**MOTIF:** Create your own motif using **only the notes provided**. You may not compose more than 2 measures!  
(Advanced players may choose additional octaves to expand beyond the range of a 6th)



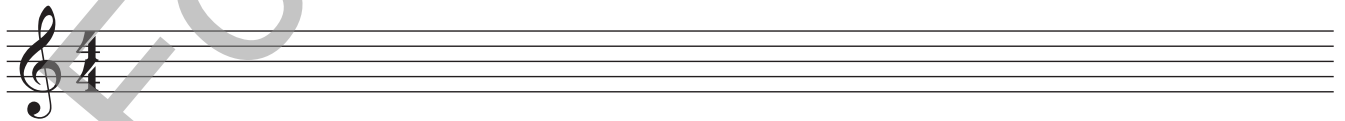
**MELODY:** Create or improvise a melody **based on the motif** you composed. It should be four to eight measures long.



**COUNTERMELODY:** On the staff below, write the second half of your **melody**.  
(If you improvised your melody, then transcribe the second half of it below.)



On the staff below, write a **countermelody**: music that compliments what you wrote above.



**COLOR, DISSONANCE, INTENSITY:** Compose or improvise a passage using the notes provided.  
Do not be afraid to take a risk and explore some interesting note combinations!

